AI-Driven Website Quality Inspection and Optimization

Bimba Prasad[1*], Prathibha E[2], Vaishali Sontakke[3]

[1] Assistant Professor, Dept. of CSE, Malnad College of Engineering Hassan, Karnataka, India

[2] Associate Professor, Dept. of Robotics and AI, Sir M Visvesaraya Institute of Technology, Bangalore.

[3] Associate Professor, Dept. of Computer Science, Sir M Visvesaraya Institute of Technology, Bangalore.

***Corresponding Author**

DOI: https://doi.org/10.51584/IJRIAS.2026.11070167

Received: 03 August 2026; Accepted: 08 August 2026; Published: 17 August 2026

ABSTRACT

SiteVeritas AI is a tool that checks how well websites work. It looks at things like how they load and if they are easy to use. This helps people who make websites see what they need to fix. SiteVeritas AI does this so person do not have to check everything by hand. It uses tools to get information from websites like how fast they load and if they work well with search engines. Then it puts all this information together to give each website a score. This score is like a report card for the website. It helps people see how their website is doing without having to look at a lot of data. SiteVeritas AI can check more than the main page of a website. It can also check pages that are linked to it. This helps find problems that might be hiding in parts of the website. All the results are shown in a dashboard, where people can see how their website is doing and how it has changed over time. The system also keeps track of results so people can compare how their website is doing now to how it was doing before. This helps them see if the changes they made have made their website better. SiteVeritas AI is a way for people to keep their website running well and make sure it is always working at its best.

Keywords: automated web quality assessment, website performance analysis, lighthouse metrics, website accessibility evaluation, website optimization and improvement.

INTRODUCTION

In today's complex web world, companies leverage their web presence to give users a useful experience and establish trust and credibility through a site for their brand. With a website, design and acceleration teams, developers are often on board to build website applications from the ground up. We created SiteVeritas AI to improve these things. Many sites are still facing problems of slow load speeds, inefficient use of resources, unpredictable shifts in visual, and lack of accessibility. Failing to install and operate the requested packages causes adverse effects on user engagement, search rankings, and reliability.

Today's web applications are used in many areas to deliver digital services, but still a lot of websites face issues like slow loading speed, weak accessibility support, and inefficient design methods. These problems affect how users interact with the website and also reduce its visibility on search engines. In our work, we built SiteVeritas AI to help solve these problems by automatically checking the technical quality of web applications. The user enters a website URL, and the system starts checking the website using commonly used testing methods. During the evaluation process, the system collects different values such as performance score, accessibility rating, SEO results, and page loading behaviour. These collected values are then combined to produce one quality score, which helps in understanding the overall condition of the website. The system also looks at internal pages of the website, so it becomes easier to notice performance differences across various sections. All the results are stored in the database and shown on the dashboard interface, so users can check previous scans and see how

ISSN No. 2454-6194 | DOI: 10.51584/IJRIAS |Volume XI Issue VII July 2026

performance changes over time. Overall, SiteVeritas AI gives a simple way to evaluate website quality and helps developers find problems and improve their applications.

Unlike basic single-page audits, the platform checks multiple internal pages of a website, which helps show how performance changes across different sections of the site. The results are stored in a relational database and displayed through an interactive dashboard, allowing users to view past performance trends and identify areas that require improvement over time.

This work mainly focuses on three contributions: a fully automated auditing platform, a unified system that combines different evaluation tools into one place, and a structured scoring method used to measure website quality. Together, these features provide developers and organizations with a reliable way to understand performance issues and gradually improve their web systems.

Ease of Use

System Overview

SiteVeritas AI is an automated platform developed to evaluate websites based on key technical benchmarks. Users submit a website URL through the interface, and the system starts a full audit without manual work. The system collects information related to performance, accessibility, SEO readiness, and general web practices. These values are gathered during testing and stored for further processing. The collected information is later used to measure website condition and generate performance results.

Once a URL is entered, the backend starts a Lighthouse audit and collects performance data automatically. Instead of checking only one page, the platform scans multiple pages of the website like a normal browser. It follows internal links and checks each page, helping to understand how performance changes across different parts of the site.

A weighted scoring method is used to process the collected metrics and generate a single quality score for each website. This score represents the combined result of different measured values. All results are saved in a relational database and shown on a dashboard, where users check site performance and view changes in values over time. The stored records allow users to compare recent scans with earlier results.

The system is built using separate components, which makes it easier to connect with other tools when needed. It also keeps backend work manageable and helps in handling data in a simple way. This method allows the platform to continue checking websites regularly and helps developers understand the results so they can improve website performance.

Motivation for Automated Website Evaluation

Modern web applications include many frontend layers, dynamic content, and different third-party APIs, which makes manual performance tracking difficult and time consuming. Many developers still use separate testing tools that only show raw numbers, and these tools do not provide a clear way to continuously evaluate website performance.

Automated website evaluation platforms solve these problems by combining performance testing with backend support. Developers can check multiple pages, track changes over time, and identify areas that need improvement. Test results are stored so earlier scans can be reviewed later.

SiteVeritas AI is used by developers and organizations to check website quality without the need for many different tools. The platform uses a single dashboard where audits are performed automatically, and results are shown clearly to users. This allows users to review website performance and notice areas that need to be improved.

ISSN No. 2454-6194 | DOI: 10.51584/IJRIAS |Volume XI Issue VII July 2026

LITERATURE SURVEY

Previous studies show that using automated testing tools, machine learning models, and clear visual displays can improve the quality and reliability of websites. These methods support performance monitoring and help identify problems during testing.

Ramírez et.al [1] developed an automated framework for analyzing website performance using modern browser-based auditing tools. Their system extracts structured performance metrics such as loading time and accessibility indicators, allowing developers to identify inefficiencies and improve website responsiveness and user experience.

Nielsen et al. [2] introduced methods to measure website usability and performance based on user interaction and accessibility standards. Their work uses clear evaluation steps that help improve user satisfaction and maintain stable performance in modern web applications.

Mesbah et al. [3] developed testing techniques for dynamic web applications using predefined rules. Their approach checks application behavior and helps detect errors at an early stage, which improves system reliability.

Wang et al. [4] proposed testing methods to measure the performance of web applications. Their system simulates user actions to find performance problems and helps improve response time and system efficiency.

H. S. Supriya et al. [5] did the work on an Efficient Multi-Layer Hybrid Neural Network (MLH-NN) combined with an optimized parameter-enhancing approach offers a powerful solution for traffic prediction within the Big Data domain

Ghattas et al. [6] developed a machine learning system to evaluate website performance using algorithms such as Support Vector Machine, Logistic Regression, and Random Forest. Their study shows better prediction results and improves the reliability of performance evaluation.

Google Developers [7] introduced Lighthouse, a tool used to check website performance, accessibility, SEO, and other important factors. The tool provides clear metrics that help developers find problems and improve website quality.

Sharma et al. [8] studied the use of on-page and off-page SEO strategies to improve website ranking and visibility. Their results show better keyword ranking, increased user engagement, and higher website traffic after applying these strategies.

Mathur et al. [9] developed an artificial intelligence model to predict website performance using user behavior and system data. Their model improves prediction accuracy and helps developers make better decisions to improve performance.

Singh et al. [10] used web log mining techniques to study user browsing behavior and traffic patterns. Their method helps administrators find slow or inefficient processes and improve website performance by using resources more effectively.

Islam et al. [11] developed machine learning methods to detect fake websites using algorithms such as Random Forest and XGBoost. Their system shows high detection accuracy and improves security reliability in web environments.

K S Naga Sai Nischal [12] in their work they used various techniques to implement models to recognize handwritten ZIP Codes in a postal sorting system. The results from multiple literature surveys were analyzed and compared for the best possible outcome.

ISSN No. 2454-6194 | DOI: 10.51584/IJRIAS |Volume XI Issue VII July 2026

Patel et al. [13] introduced automated monitoring methods to track website performance metrics in real time. Their system sends alerts when performance becomes slow and helps developers take early steps to improve performance.

Kumar et al. [14] developed a system to study website loading behavior and resource usage patterns. Their method improves efficiency by managing resources properly and reducing page loading time.

Chandrakala B M et al. [15] studied the advanced cryptographic framework designed to securely and efficiently delegate data decryption capabilities.

Zhang et al. [16] developed a crawling-based testing system to check multiple internal web pages of a website. Their system finds performance differences across different sections and helps improve large-scale performance testing.

Lee et al. [17] developed an accessibility testing system to measure website compliance with usability standards. Their study improves accessibility awareness and helps provide better usability for different types of users.

Brown et al. [18] introduced a dashboard-based system to display website performance metrics and support long-term monitoring. Their system helps developers track performance changes over time and make better decisions to improve website performance.

System Overview

SiteVeritas AI uses a modular client-server design to automate website quality checking. It includes parts such as the user interface, processing unit, and data storage. This setup makes the platform easier to manage. After a website URL is entered by the user, the backend begins the checking process. Values from the website are collected and stored in the database. The stored results are displayed on the dashboard so users can review performance changes. The next sections describe the working of the system.

Overall Architecture

The system has three main parts: the interface, processing section, and data storage layer. Each part handles its own task and keeps the system running properly. The interface is made using React and Tailwind CSS. Users enter website URLs through this interface and view scan results on the dashboard [19,20]. The dashboard shows scores and some basic details about the website after the scan.

The backend is built using Fast API and handles link checking, scan tasks, and data collection. It performs the main processing steps and starts scans after a website URL is submitted. The backend verifies the link and begins the scanning process. Lighthouse generates performance results by testing different parts of the website and records values such as speed, accessibility, and SEO performance [21,22,23]. Playwright opens internal pages during testing so multiple sections of the website are checked instead of only one page.

Scan results and past records are saved in PostgreSQL in the data section. The database stores scanning information and allows access to stored records when required. SQLAlchemy connects the database with the system and handles data storage and retrieval operations. Alembic manages database updates such as table modifications during system changes [24,25,26]. This setup supports data handling and allows the system to manage larger numbers of records as scan activity increases.

System Workflow

The process starts when a user enters a website URL in the frontend interface. The backend checks the input to verify the link before starting the audit. An asynchronous audit is then started to allow processing without interruption. Lighthouse collects key values such as performance score, accessibility rating, SEO results, and loading indicators.

ISSN No. 2454-6194 | DOI: 10.51584/IJRIAS |Volume XI Issue VII July 2026

When multi-page scanning is enabled, Playwright moves through internal pages and performs checks on each page. It follows internal links and tests multiple sections instead of one page. The collected values are processed using a weighted scoring model to generate the final quality score for the website.

All results are stored in the PostgreSQL database and shown on the dashboard. Users can review website performance and track improvements using past scan records [27,28,29].

Proposed Methodology

The SiteVeritas AI method follows a step-by-step process for automated website quality checking. The system handles website input through stages such as URL validation, performance testing, metric collection, score calculation, and result display. The overall steps are explained below. This process helps maintain proper evaluation and smooth system operation.

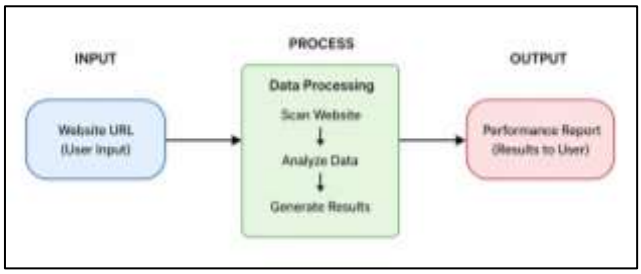

Fig. 1. Flow chart of SiteVeritas

Step 1: URL Submission & Validation - The process starts when a user enters a website URL on the front end. The request is sent to the backend through a REST API, where the system checks if the URL format is correct and reachable before continuing.

Step 2: Scan Setup Once the URL clears validation, the system creates a fresh scan record in the database and spins up an asynchronous task to handle the audit — keeping the rest of the system responsive while the heavier processing runs in the background[32,33,34]

Step 3: Audit & Crawling - The backend uses Lighthouse to run an automated audit, and collect the values as performance, accessibility, SEO, and the best practices scores. When the deep scanis is done, an automated browser crawls the internal pages individually and checks the performance differences across all sections.

Step 4: Key values are taken from the audit results, including performance, accessibility, and SEO scores along with loading metrics such as Largest Contentful Paint, Cumulative Layout Shift, and Time to Interactive.

Step 5: A weighted model combines the collected values into one overall quality score This score helps users understand the condition of the website based on the tested factors.[35,36,37,38,39]

Step 6: All results such as scores, timestamps, and scan status are saved in the PostgreSQL database for future use. The front end retrieves this data through an API and displays it using charts and tables, allowing users to view trends and identify areas that need improvement.[45,46,47,48]

ISSN No. 2454-6194 | DOI: 10.51584/IJRIAS |Volume XI Issue VII July 2026

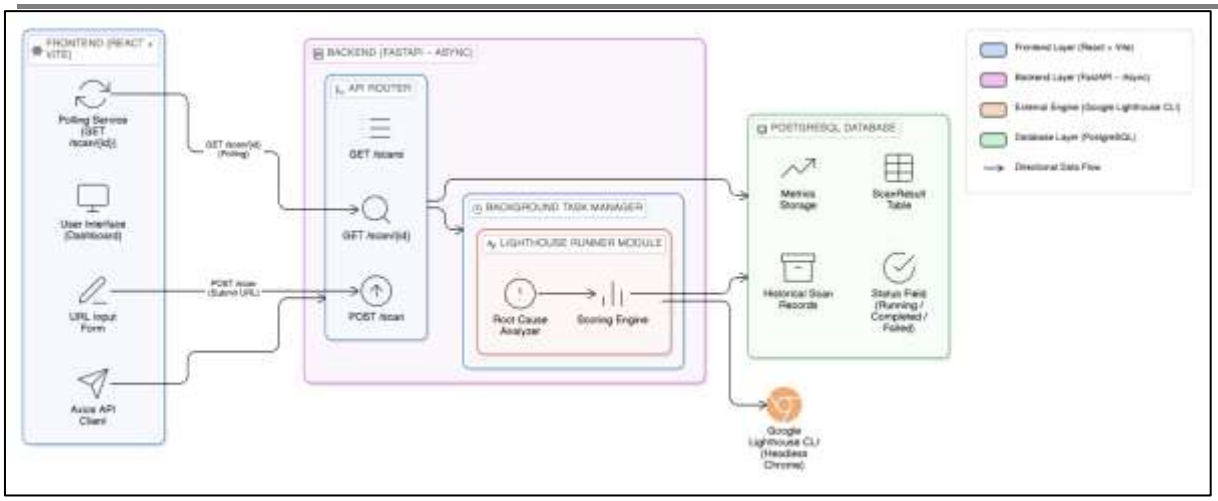

Fig.2. Architecture of SiteVeritas

RESULTS

SiteVeritas AI was tested on several public websites to check its performance. The platform ran automated audits without manual input and generated results such as performance, accessibility, SEO scores, and core web vitals like LCP and CLS. Multi-page crawling worked on websites with several internal pages. The crawler followed internal links and allowed multiple scans to run at the same time [30,31,40,41,42,49,50].

Results were stored in PostgreSQL and shown on the dashboard with scores and past trends. End-to-end testing showed proper metric extraction, multi-page scanning, and result display.

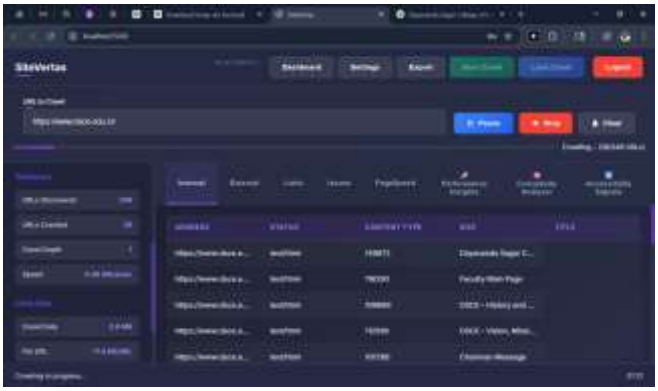

Conclusion and Future Scope

SiteVeritas AI is an automated platform developed to check website quality using standard auditing methods. The system combines performance testing, multi-page crawling, and score calculation in one place. Testing showed correct metric extraction, proper data processing, and clear result display. This helps developers find problems and improve their websites.

The system can be improved in the future by adding machine learning methods to predict performance changes and suggest possible fixes. Features such as live monitoring, error detection, and cloud support can help improve reliability and allow wider usage. Improved charts and automatic reports may support long-term performance tracking. These changes can make the system more efficient for website performance evaluation.

REFERENCES

1. S. Ramírez and J. López. (2023), “Automated web performance analysis using modern browser auditing tools,” IEEE Access, vol. 11, pp. 145230–145245.

2. J. Nielsen. (2022), “Website usability and performance measurement principles,” IEEE Software, vol. 39, no. 2, pp. 45–52.
3. Mesbah and A. van Deursen. (2012) “Invariant-based automatic testing of modern web applications,” IEEE Transactions on Software Engineering, vol. 38, no. 1, pp. 35–53.
4. J. Wang, L. Li, and T. Xie. (2019), “Automated performance testing of web applications using model-based techniques,” IEEE International Conference on Software Testing, Verification and Validation (ICST), pp. 1–10.
5. H. S. Supriya, Chandrakala B. M. (2022), An efficient Multi-Layer Hybrid Neural Network and optimized parameter enhancing approach for traffic prediction in Big Data Domain. The Journal of Special Education, Vol 1, Issue 43, pp 9496, ISSN:1392-5369.
6. M. Ghattas, A. M. Mora, and S. Odeh. (2025), “A novel approach for evaluating web page performance based on machine learning algorithms and optimization algorithms,” 2025.
7. Google Developers. (2026), “Lighthouse: Automated auditing for web apps,” Google Chrome Developers, 2024. [Online]. Available: https://developer.chrome.com/docs/lighthouse/.
8. S. Sharma, S. P. Panda, and S. Verma. (2022), “Role and analysis of various SEO strategies to improve website ranking”.
9. S. Mathur, Y. Hasan, D. Bhargava, S. Bhattacharjee, and A. Rana. (2024), “Artificial intelligence based predictive analytics for website performance optimization”.
10. S. P. Singh, M. A. Ansari, and L. Kumar. (2023), “Analysis of website in web data mining using web log expert tool”.
11. M. S. Islam, M. N. J. Jyoti, M. S. Mia, and M. G. Hussain. (2023), “Fake website detection using machine learning algorithms”.
12. K S Naga Sai Nischal, Guvvala Nithin Sai, Calvin Mathew, Gagan CS Gowda, Chandrakala B M. (2020), International Research Journal of Engineering and Technology (IRJET), Volume: 07, Issue: 03, Pp. 4213-4214.
13. R. Patel, K. Shah, and M. Joshi. (2021), “Automated web performance monitoring techniques”.
14. Kumar, R. Singh, and P. Mishra. (2020), “Scalable framework for website performance optimization”.
15. Chandrakala B M and S. C. Linga Reddy, "Proxy Re-Encryption using MLBC (Modified Lattice Based Cryptography)". (2019), International Conference on Recent Advances in Energy-efficient Computing and Communication (ICRAECC), India, pp. 1-5, doi: 10.1109/ICRAECC43874.2019.8995071.
16. Y. Zhang, L. Chen, and H. Wu. (2021), “Automated crawling-based testing of multi-page web applications”.
17. J. Lee, K. Park, and S. Kim. (2022), “Accessibility evaluation framework for web applications”.
18. D. Brown, M. Taylor, and J. Wilson. (2023), “Dashboard-based analytics for website performance monitoring”.
19. Navya and B. M. Chandrakala. (2018), "The Effective Dashboard to Control the Intrusion in the Private Protection of the Cloudlet Based on the Medical Mutual Data Using ECC," 2018 International Conference on Inventive Research in Computing Applications (ICIRCA), Coimbatore, India, 2018, pp. 538-543, doi: 10.1109/ICIRCA.2018.8596783.
20. N. Sreenivasa, P. R. Naidu, N. E and Chandrakala. B. M. (2024), "Design of Software Engineering Approach’s for web learning applications using Cloud Computing," 2024 IEEE North Karnataka Subsection Flagship International Conference (NKCon), Bagalkote, India, 2024,pp.1-8,doi:10.1109/NKCon62728.2024.10774811.
21. Supriya, H. S., and B. M. Changrakala. (2022), "Cellular traffic prediction through multi-layer hybrid network domain." Mathematical Statistician and Engineering Applications 71.4 (2022): 6189-6201.
22. R. Sushmitha, A. K. Gupta and B. M. Chandrakala. (2019), "Automated Segmentation Technique for Detection of Myocardial Contours in Cardiac MRI,". International Conference on Communication and Electronics Systems (ICCES), Coimbatore, India, pp. 986-991, doi: 10.1109/ICCES45898.2019.9002554.
23. Abhijit Das, B.M. Chandrakala, N Shobha, J. Reshma, Vikranth Bhoothpur, Rakesh Kumar Godi.(2026), IoT based air quality monitoring and asthma alerts driven by non-crossing quantile regression neural networks,Biomedical Signal Processing and Control,Volume 119, Part A,109565,ISSN 1746-8094,https://doi.org/10.1016/j.bspc.2026.109565.

24. Chandrakala, B. M., Sontakke, V., Honnaiah, S., Mohan Kumar, T. G., Balasubramani, R., & Verma, R. (2025). Harnessing Online Activism and Diversity Tech in HR Through Cloud Computing. In D. Ertuğrul & A. Elçi (Eds.), Future of Digital Technology and AI in Social Sectors pp. 151-182, IGI Global Scientific Publishing. https://doi.org/10.4018/979-8-3693-5533-.6 ch006.
25. Poorvitha, H.R., Chandrakala, B.M. (2025), A Review of Osteoporosis Detection Based on Image Texture of Inner Trabecular Bone Microarchitecture Using Different Imaging Modalities. In: Sharma, D.K., Sharma, R., Peng, SL. (eds) Proceedings of International Conference on Next-Generation Communication and Computing. NGCCOM 2024. Lecture Notes in Networks and Systems, vol 1305. Springer, Singapore. https://doi.org/10.1007/978-981-96-3725-6_39.
26. B. Anil Kumar, B. M. Chandrakala and B. V. Shruthi. (2023), "Efficient Model for Multiview classification for diagnosis of Brain Tumors". International Conference on the Confluence of Advancements in Robotics, Vision and Interdisciplinary Technology Management (IC-RVITM), Bangalore, India, pp. 1-6, doi: 10.1109/IC-RVITM60032.2023.10435348.
27. Vasani, Dr. S. Amirdha and Narayanan, Raja and Rajath, Mr.B.S. and Chandrakala B M, and Soni, Aditi and Subburayan, Baranidharan and Khan, Dr.S.Roohi Kursheed and Basha, Dr.A.M.Mahaboob.(2022), The Mediating effect of investors awareness and perceived risk in relationship between facilitating factors of Crypto-currency Investments and investment decision market growth using structural equation model Algorithm.
28. B. M. Chandrakala and S. C. Lingareddy, "Secure and efficient bi-directional proxy re-encyrption technique". (2016), International Conference on Control, Instrumentation, Communication and Computational Technologies (ICCICCT), Kumaracoil, India, 2016, pp. 88-92, doi: 10.1109/ICCICCT.2016.7987923.
29. Asha N, & Chandrakala B M. (2026). Snapshot Insight to Machine Learning Methodologies for Early Detection of Onset Of Glaucoma. International Journal of Computer Information Systems and Industrial Management Applications, 18(8s), 446–456. https://doi.org/10.70917/ijcisim-2026-3276.
30. Asha. N and Chandrakala. B. M. (2026), "SAMNet: A Structure-Aware Multi-Task Network for Accurate Optic Disc-Cup Segmentation and Glaucoma Screening," 2026 2nd International Conference on Computing for Sustainability and Intelligent Future (COMP-SIF), Bengaluru, India, 2026, pp. 1-7, doi: 10.1109/COMP-SIF69752.2026.11481925.
31. Shobha. N, Jagadishvari. V, Chandrakala. B. M, Suma. V and Harsha. S. (2026), "Machine Learning Based Soil Nutrient Analysis in Rural Bengaluru: A Naive Bayes Approach," 2026 Sixth International Conference on Advances in Electrical, Computing, Communications and Sustainable Technologies (ICAECT), Bhilai, India, pp. 1-4, doi: 10.1109/ICAECT68478.2026.11426115.
32. Krupashankari S Sandyal, Kiran, Y.C. “Analysis on Preprocessing Techniques for Offline Handwritten Recognition”, Intelligent Data Communication Technologies and Internet of Things ICICI, Lecture Notes on Data Engineering and Communications Technologies, vol 38, pp. 546-553, Springer, Cham, 2019.DOI: https://doi.org/10.1007/978-3-030-34080-3_62
33. M S Patel, S L Reddy, Krupashankari S Sandyal, “An Improved Handwritten Word Recognition Rate of South Indian Kannada Words Using Better Feature Extraction Approach”, Proceedings of the 3rd International Conference on Frontiers of Intelligent Computing: Theory and Applications (FICTA), Advances in Intelligent Systems and Computing, vol 328, pp 553–561, Springer, Cham, 2014. DOI: https://doi.org/10.1007/978-3-319-12012-6_61
34. Krupashankari S Sandyal, Anisha, B. S. Sejal, L. R. Gupta and A. Bansal, "Women Safety Platform with Safe Route Prediction Using Crime Data”, 3rd International Conference on Intelligent Data Communication Technologies and Internet of Things (IDCIoT), pp. 1855-1861, Bengaluru, India, 2025.DOI: https://doi.org/10.1109/IDCIOT64235.2025.10914699
35. Krupashankari S Sandyal, Kiran Y Chandrappa, "Segmentation approach for offline handwritten Kannada scripts",Indonesian Journal of Electrical Engineering and Computer Science,Vol. 31, No. 1, July 2023, pp. 521-530,ISSN: 2502-4752, DOI: http://doi.org/10.11591/ijeecs.v31.i1.pp521-530
36. Krupashankari S Sandyal, Kiran Y C, “Analysis on Skew Detection and Rectification Techniques for Offline Handwritten Scripts”, Inventive Systems and Control. Lecture Notes in Networks and Systems, vol 436. Springer, Singapore, 2022. DOI: https://doi.org/10.1007/978-981-19-1012-8_57

37. Krupashankari S Sandyal, Satakshi Sinha, Rohan Bawri, Riya Agarwal, Rohan Jain, "An Efficient Algorithm to Recognize the License Plate of Vehicles", International Journal of Scientific Development and Research (IJSDR), Volume 4, Issue 5, May 2019. IJSDR1905051-libre.pdf
38. Bimal Kumar Azad, Krupashankari S Sandyal ,Monika ,Lavanyashree ,Saketkumar, "Handwritten Recognition for Indian Scripts Using Deep Learning: A Survey", International Journal of Advance Computational Engineering and Networking (IJACEN) , pp. 63-66, Volume-12,Issue-4, 2024. 3-994-172061191163-66.pdf
39. Rehaan Sajjad Arai , Skanda Shanubog A , Rithik Jain , Pushkar Kumar , Krupashankari Sandyal, "Offline Handwritten Text Recognition and Signature Verification", TechRxiv. May 26, 2021. DOI: https://www.techrxiv.org/doi/full/10.36227/techrxiv.14602029.v1
40. Radhika T V, Krupashankari S S, Chandrakala B M, Tanmay Gupta, Shreyans Jain, Yash Somnani, "Alzheimer's Disease Prediction Using Machine Learning and Time Series Analysis ",IEEE 2025 International Conference on Emerging Technologies in Computing and Communication (ETCC),12 August 2025,pp. 1-6, DOI: 10.1109/ETCC65847.2025.11108359.
41. Radhika T V, K C Gouda, S Sathish Kumar, "Novel Approach for Spatiotemporal Weather Data Analysis", International Journal of Advanced Computer Science and Applications(IJACSA), Volume 13 Issue 7,pp. 343-349, Jan 2022,DOI:10.14569/IJACSA.2022.0130743
42. Mrs. Radhika T V, Dr. Krushna Chandra Gouda, Dr. S. Sathish Kumar, "Priority Based Virtual Machine Allocation and Scheduling for security in cloud computing", Springer book series of Smart Intelligent Computing and Applications, Proceedings of the Third International Conference on Smart Computing and Informatics, Volume 2,Page No. 617-625, 2019, https://doi.org/10.1007/978-981-32-9690-9_67.
43. Mrs.Radhika T V, Dr. Krushna Chandra Gouda, Dr. S.Sathish Kumar , "Review on Data Analytics for Climate Studies", International Journal of Engineering Trends & Technology - IJETT, Volume 66 Number 1, ISSN: 2231-5381, Page No.30-37, December 2018, https://doi.org/10.14445/22315381/IJETT-V66P206.
44. Mrs.Radhika T V, Dr. Krushna Chandra Gouda, Dr. S.Sathish Kumar, "Big Data Research in climate Science", IEEE International Conference on communication and Electronic Systems (ICCES 2016),21st-22nd October 2016, Coimbatore, India, pp. 1-6, DOI: 10.1109/CESYS.2016.7889855.
45. Mrs. Radhika T V, Dr. S.Sathish Kumar, Dr. Krushna Chandra Gouda, "A Study on the Different aspect of Virtual Private Cloud", Scopus Indexed International Journal of Applied Engineering Research (IJAER), ISSN 0973-4562 VOL.10 No.86 (2015).
46. Mrs. Radhika T V, Dr. Krushna Chandra Gouda "Priority based resource allocation model for cloud computing", International Journal of Science, Engineering and Technology Research (IJSETR), Volume 2, Issue 1,Pages 215-219, January 2013.
47. Prathap N Kashyap,Preetham M S, Rohan Venkatesh Nayak,Uday B, Radhika T V "Smart Weather Prediction Techniques Using Machine Learning", International Research Journal of Modernization in Engineering Technology and Science (IRJMETS),volume 2, Issue 7, July 2020.
48. Radhika T V, K C Gouda, Krupashankari S Sandyal, Chandrakala B M, S Mercy, "Comparative Analysis of ARIMA and Anomaly Detection of Timeseries Rainfall using AI Approaches", 4th International Conference on Computer, Cybernetics and Education (ICCCE)-Bali, Indonesia, ISBN: 978-81-981425-0-4, February 27-28 2026.
49. Dr. Krushna Chandra Gouda, Mrs. Radhika T V, Akshatha M, "Priority based resource allocation model for cloud computing", International Journal of Science, Engineering and Technology Research (IJSETR), Volume 2, Issue 1, January 2013, ISSN:2278-7798.
50. Mrs. Radhika T V, Dr. Krushna Chandra Gouda "Resource Allocation Model for Efficient Management in Cloud Computing", Volume-2, Issue-4, 2013 International Journal on Advanced Computer Theory and Engineering (IJACTE).